





District Health Assessment for Multiple District 6 through January 2026

		Clubs							Membership							Member Strength		Cancellation		Reports			Finance	Leadership			
District Name	Status/ Number of Months in Status *	Active Clubs	Clubs in Status Quo	Total Clubs	% Status Quo Clubs in Financial Suspension	New Clubs	Cancelled Clubs	YTD Net Club Gain/Loss	Current Members In Active Clubs	Current Members In Status Quo Clubs	Current Total Members Count	YTD Add	YTD Drop	YTD NetGrowth (includes Active and Status Quo)	YTD NetGrowth% (includes Active and Status Quo)	Member Count 12 Months Ago	Average Member Count Per Club	% of Clubs with less than 20 members	Average Cancelled Club Age	Members Lost Due to Cancelled Clubs	% of Clubs Reporting Service	% No MMR in 3 Months	% No Officer Report in 12 months	% of Clubs with balance 90+ days	Number of Zone Chairs Recorded	Number of Region Chairs Recorded	District Officers Vacancies **
6 NE	T(24)	33	0	33	0%	0	0	0	775	0	775	43	61	-18	-2.27%	848	23	61%	0	0	100%	45%	3%	0%	0	0	2nd VDG
6 C	T(24)	23	0	23	0%	0	1	-1	481	0	481	34	55	-21	-4.18%	479	21	78%	77	5	61%	57%	0%	13%	2	0	2nd VDG
6 SE	T(24)	20	0	20	0%	0	0	0	405	0	405	18	31	-13	-3.11%	428	20	60%	0	0	35%	40%	0%	15%	1	0	2nd VDG, GLT, GST
6 W	T(24)	28	0	28	0%	0	0	0	659	0	659	60	53	7	1.07%	653	24	57%	0	0	68%	50%	0%	7%	7	1	
		104	0	104	0%	0	1	-1	2320	0	2320	155	200	-45	-1.90%	2,408	22	63%	77	5	70%	48%	1%	8%	10	1	




District Health Assessment for Multiple District 17 through January 2026

		Clubs							Membership							Member Strength		Cancellation		Reports			Finance	Leadership			
District Name	Status/ Number of Months in Status *	Active Clubs	Clubs in Status Quo	Total Clubs	% Status Quo Clubs in Financial Suspension	New Clubs	Cancelled Clubs	YTD Net Club Gain/Loss	Current Members In Active Clubs	Current Members In Status Quo Clubs	Current Total Members Count	YTD Add	YTD Drop	YTD NetGrowth (includes Active and Status Quo)	YTD NetGrowth% (includes Active and Status Quo)	Member Count 12 Months Ago	Average Member Count Per Club	% of Clubs with less than 20 members	Average Cancelled Club Age	Members Lost Due to Cancelled Clubs	% of Clubs Reporting Service	% No MMR in 3 Months	% No Officer Report in 12 months	% of Clubs with balance 90+ days	Number of Zone Chairs Recorded	Number of Region Chairs Recorded	District Officers Vacancies **
17 K	T(24)	61	0	61	0%	0	2	-2	1095	0	1095	51	77	-26	-2.32%	1,128	18	64%	37	9	18%	75%	0%	5%	9	3	
17 A		68	0	68	0%	1	2	-1	1366	0	1366	117	127	-10	-0.73%	1,399	20	59%	97	8	62%	51%	0%	9%	10	0	
17 N		66	0	66	0%	0	1	-1	1287	0	1287	57	123	-66	-4.88%	1,357	20	59%	72	10	47%	47%	0%	5%	10	0	
		195	0	195	0%	1	5	-4	3748	0	3748	225	327	-102	-2.65%	3,884	19	61%	68	27	43%	57%	0%	6%	29	3	




District Health Assessment for Multiple District 21 through January 2026

<div></div> <div>Status/ Number of Months in Status *</div>		Clubs							Membership							Member Strength		Cancellation		Reports			Finance		Leadership		
		Active Clubs	Clubs in Status Quo	Total Clubs	% Status Quo Clubs in Financial Suspension	New Clubs	Cancelled Clubs	YTD Net Club Gain/ Loss	Current Members In Active Clubs	Current Members In Status Quo Clubs	Current Total Members Count	YTD Add	YTD Drop	YTD NetGrowth (includes Active and Status Quo)	YTD NetGrowth% (includes Active and Status Quo)	Member Count 12 Months Ago	Average Member Count Per Club	% of Clubs with less than 20 members	Average Cancelled Club Age	Members Lost Due to Cancelled Clubs	% of Clubs Reporting Service	% No MMR in 3 Months	% No Officer Report in 12 months	% of Clubs with balance 90+ days	Number of Zone Chairs Recorded	Number of Region Chairs Recorded	District Officers Vacancies **
21 N		60	0	60	0%	2	1	1	1520	0	1520	197	169	28	1.88%	1,511	25	52%	46	5	93%	28%	0%	3%	12	2	
21 S	T(24)	42	0	42	0%	0	1	-1	1082	0	1082	186	120	66	6.50%	942	26	48%	68	0	67%	17%	0%	5%	9	0	
		102	0	102	0%	2	2	0	2602	0	2602	383	289	94	3.75%	2,453	26	50%	57	5	82%	24%	0%	4%	21	2	




District Health Assessment for Multiple District 28 through January 2026

 Status/ District Name Number of Months in Status *		Clubs							Membership							Member Strength		Cancellation		Reports			Finance		Leadership		
		Active Clubs	Clubs in Status Quo	Total Clubs	% Status Quo Clubs in Financial Suspension	New Clubs	Cancelled Clubs	YTD Net Club Gain/ Loss	Current Members In Active Clubs	Current Members In Status Quo Clubs	Current Total Members Count	YTD Add	YTD Drop	YTD NetGrowth (includes Active and Status Quo)	YTD NetGrowth% (includes Active and Status Quo)	Member Count 12 Months Ago	Average Member Count Per Club	% of Clubs with less than 20 members	Average Cancelled Club Age	Members Lost Due to Cancelled Clubs	% of Clubs Reporting Service	% No MMR in 3 Months	% No Officer Report in 12 months	% of Clubs with balance 90+ days	Number of Zone Chairs Recorded	Number of Region Chairs Recorded	District Officers Vacancies **
28 U	T(24)	25	0	25	0%	0	0	0	379	0	379	33	37	-4	-1.04%	415	15	68%	0	0	40%	52%	0%	12%	0	0	2nd VDG
28 T	T(24)	23	0	23	0%	0	1	-1	478	0	478	44	53	-9	-1.85%	443	21	57%	64	19	13%	78%	0%	9%	0	0	GMT
		48	0	48	0%	0	1	-1	857	0	857	77	90	-13	-1.49%	858	18	63%	64	19	27%	65%	0%	10%	0	0	




District Health Assessment for Multiple District 38 through January 2026

 Status/ Number of Months in Status *		Clubs							Membership							Member Strength		Cancellation		Reports			Finance		Leadership		
		Active Clubs	Clubs in Status Quo	Total Clubs	% Status Quo Clubs in Financial Suspension	New Clubs	Cancelled Clubs	YTD Net Club Gain/Loss	Current Members In Active Clubs	Current Members In Status Quo Clubs	Current Total Members Count	YTD Add	YTD Drop	YTD NetGrowth (includes Active and Status Quo)	YTD NetGrowth% (includes Active and Status Quo)	Member Count 12 Months Ago	Average Member Count Per Club	% of Clubs with less than 20 members	Average Cancelled Club Age	Members Lost Due to Cancelled Clubs	% of Clubs Reporting Service	% No MMR in 3 Months	% No Officer Report in 12 months	% of Clubs with balance 90+ days	Number of Zone Chairs Recorded	Number of Region Chairs Recorded	District Officers Vacancies **
38 L	T(24)	36	0	36	0%	0	1	-1	676	0	676	26	49	-23	-3.29%	715	19	61%	27	11	19%	64%	0%	17%	7	0	
38 I	T(24)	32	0	32	0%	0	0	0	733	0	733	15	18	-3	-0.41%	733	23	44%	0	0	31%	75%	0%	6%	7	0	
38 O	T(24)	25	0	25	0%	0	0	0	670	0	670	34	45	-11	-1.62%	679	27	48%	0	0	60%	52%	0%	12%	0	0	
38 N	T(24)	26	0	26	0%	0	2	-2	620	0	620	23	45	-22	-3.43%	649	24	58%	49	15	81%	58%	0%	4%	2	0	
		119	0	119	0%	0	3	-3	2699	0	2699	98	157	-59	-2.14%	2,776	23	53%	42	26	45%	63%	0%	10%	16	0	




District Health Assessment for Multiple District 39 through January 2026

 Status/ District Name of Months in Status *		Clubs							Membership							Member Strength		Cancellation		Reports			Finance		Leadership		
		Active Clubs	Clubs in Status Quo	Total Clubs	% Status Quo Clubs in Financial Suspension	New Clubs	Cancelled Clubs	YTD Net Club Gain/ Loss	Current Members In Active Clubs	Current Members In Status Quo Clubs	Current Total Members Count	YTD Add	YTD Drop	YTD NetGrowth (includes Active and Status Quo)	YTD NetGrowth% (includes Active and Status Quo)	Member Count 12 Months Ago	Average Member Count Per Club	% of Clubs with less than 20 members	Average Cancelled Club Age	Members Lost Due to Cancelled Clubs	% of Clubs Reporting Service	% No MMR in 3 Months	% No Officer Report in 12 months	% of Clubs with balance 90+ days	Number of Zone Chairs Recorded	Number of Region Chairs Recorded	District Officers Vacancies **
39 W	T(24)	30	0	30	0%	0	0	0	901	0	901	62	59	3	0.33%	885	30	33%	0	0	53%	50%	0%	10%	6	0	
39 E	T(24)	24	0	24	0%	1	0	1	392	0	392	40	22	18	4.81%	358	16	71%	0	0	25%	54%	0%	4%	4	0	2nd VDG
		54	0	54	0%	1	0	1	1293	0	1293	102	81	21	1.65%	1,243	24	50%	0	0	41%	52%	0%	7%	10	0	




District Health Assessment for District 15 through January 2026

		Clubs							Membership							Member Strength		Cancellation		Reports			Finance	Leadership			
District Name	Status/ Number of Months in Status *	Active Clubs	Clubs in Status Quo	Total Clubs	% Status Quo in Financial Suspension	New Clubs	Cancelled Clubs	YTD Net Club Gain/ Loss	Current Members In Active Clubs	Current Members In Status Quo Clubs	Current Total Members Count	YTD Add	YTD Drop	YTD NetGrowth (includes Active and Status Quo)	YTD NetGrowth% (includes Active and Status Quo)	Member Count 12 Months Ago	Average Member Count Per Club	% of Clubs with less than 20 members	Average Cancelled Club Age	Members Lost Due to Cancelled Clubs	% of Clubs Reporting Service	% No MMR in 3 Months	% No Officer Report in 12 months	% of Clubs with balance 90+ days	Number of Zone Chairs Recorded	Number of Region Chairs Recorded	District Officers Vacancies **
15	T(24)	36	0	36	0%	0	0	0	824	0	824	35	47	-12	-1.44%	831	23	58%	0	0	14%	44%	0%	3%	0	0	2nd VDG
		36	0	36	0%	0	0	0	824	0	824	35	47	-12	-1.44%	831	23	58%	0	0	14%	44%	0%	3%	0	0	




District Health Assessment for District 37 through January 2026

		Clubs							Membership							Member Strength		Cancellation		Reports			Finance	Leadership			
District Name	Status/ Number of Months in Status *	Active Clubs	Clubs in Status Quo	Total Clubs	% Status Quo Clubs in Financial Suspension	New Clubs	Cancelled Clubs	YTD Net Club Gain/ Loss	Current Members In Active Clubs	Current Members In Status Quo Clubs	Current Total Members Count	YTD Add	YTD Drop	YTD NetGrowth (includes Active and Status Quo)	YTD NetGrowth% (includes Active and Status Quo)	Member Count 12 Months Ago	Average Member Count Per Club	% of Clubs with less than 20 members	Average Cancelled Club Age	Members Lost Due to Cancelled Clubs	% of Clubs Reporting Service	% No MMR in 3 Months	% No Officer Report in 12 months	% of Clubs with balance 90+ days	Number of Zone Chairs Recorded	Number of Region Chairs Recorded	District Officers Vacancies **
37		57	0	57	0%	0	0	0	1508	0	1508	73	75	-2	-0.13%	1,494	26	39%	0	0	42%	44%	0%	9%	3	0	
		57	0	57	0%	0	0	0	1508	0	1508	73	75	-2	-0.13%	1,494	26	39%	0	0	42%	44%	0%	9%	3	0	






District Health Assessment for District 40 through January 2026

		Clubs							Membership							Member Strength		Cancellation		Reports			Finance	Leadership			
District Name	Status/ Number of Months in Status *	Active Clubs	Clubs in Status Quo	Total Clubs	% Status Quo in Financial Suspension	New Clubs	Cancelled Clubs	YTD Net Club Gain/Loss	Current Members In Active Clubs	Current Members In Status Quo Clubs	Current Total Members Count	YTD Add	YTD Drop	YTD NetGrowth (includes Active and Status Quo)	YTD NetGrowth% (includes Active and Status Quo)	Member Count 12 Months Ago	Average Member Count Per Club	% of Clubs with less than 20 members	Average Cancelled Club Age	Members Lost Due to Cancelled Clubs	% of Clubs Reporting Service	% No MMR in 3 Months	% No Officer Report in 12 months	% of Clubs with balance 90+ days	Number of Zone Chairs Recorded	Number of Region Chairs Recorded	District Officers Vacancies **
40	T(7)	46	0	46	0%	1	0	1	905	0	905	115	88	27	3.08%	847	20	61%	0	0	59%	43%	0%	4%	7	3	2nd VDG
		46	0	46	0%	1	0	1	905	0	905	115	88	27	3.08%	847	20	61%	0	0	59%	43%	0%	4%	7	3	



District Health Assessment for District 46 through January 2026

 Status/ District Name Number of Months in Status *		Clubs							Membership							Member Strength		Cancellation		Reports			Finance	Leadership			
		Active Clubs	Clubs in Status Quo	Total Clubs	% Status Quo in Financial Suspension	New Clubs	Cancelled Clubs	YTD Net Club Gain/ Loss	Current Members In Active Clubs	Current Members In Status Quo Clubs	Current Total Members Count	YTD Add	YTD Drop	YTD NetGrowth (includes Active and Status Quo)	YTD NetGrowth% (includes Active and Status Quo)	Member Count 12 Months Ago	Average Member Count Per Club	% of Clubs with less than 20 members	Average Cancelled Club Age	Members Lost Due to Cancelled Clubs	% of Clubs Reporting Service	% No MMR in 3 Months	% No Officer Report in 12 months	% of Clubs with balance 90+ days	Number of Zone Chairs Recorded	Number of Region Chairs Recorded	District Officers Vacancies **
46	T(24)	50	0	50	0%	0	0	0	1102	0	1102	88	97	-9	-0.81%	1,158	22	52%	0	0	54%	38%	4%	2%	12	5	GST
		50	0	50	0%	0	0	0	1102	0	1102	88	97	-9	-0.81%	1,158	22	52%	0	0	54%	38%	4%	2%	12	5	

\* - District Status: P - Provisional, T - Transitional.  
\*\* - District Officers Vacancies: DG - District Governor, 1st VDG - First Vice District Governor, 2nd VDG - Second Vice District Governor.